

GLAZING TYPE & COLOR

THREE LAYERS OF POLYCARBONATE:
TWO DOMES & ONE FLAT PANEL

OUTER DOME:

LIGHT GRAY (50%)

WHITE (27%)

OTHER COLOR

INNER DOME:

CLEAR (92%)

OTHER COLOR

INNERMOST FLAT PANEL:

CLEAR (92%)

OTHER COLOR

FRAME FINISH

MILL FINISH

CLEAR ANODIZED

SKYLIGHT DIMENSION(S)

INSIDE SKYLIGHT FRAME
DIMENSION(S) PROVIDED BELOW

STANDARD SQUARE SKYLIGHT

22.75" X 22.75"

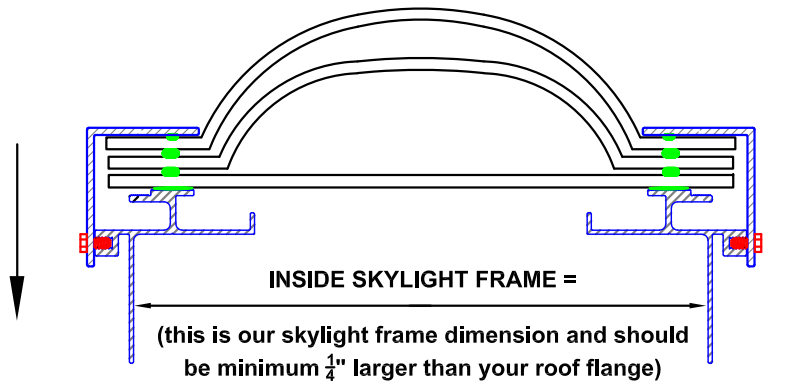
STANDARD RECTANGULAR SKYLIGHT

17.75" X 26.25"

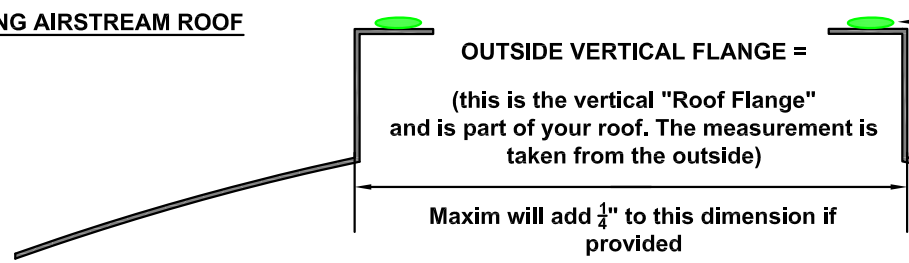
SPECIAL SIZE SKYLIGHT(S)

Additional charges apply for special sizes

SKYLIGHT ASSEMBLY



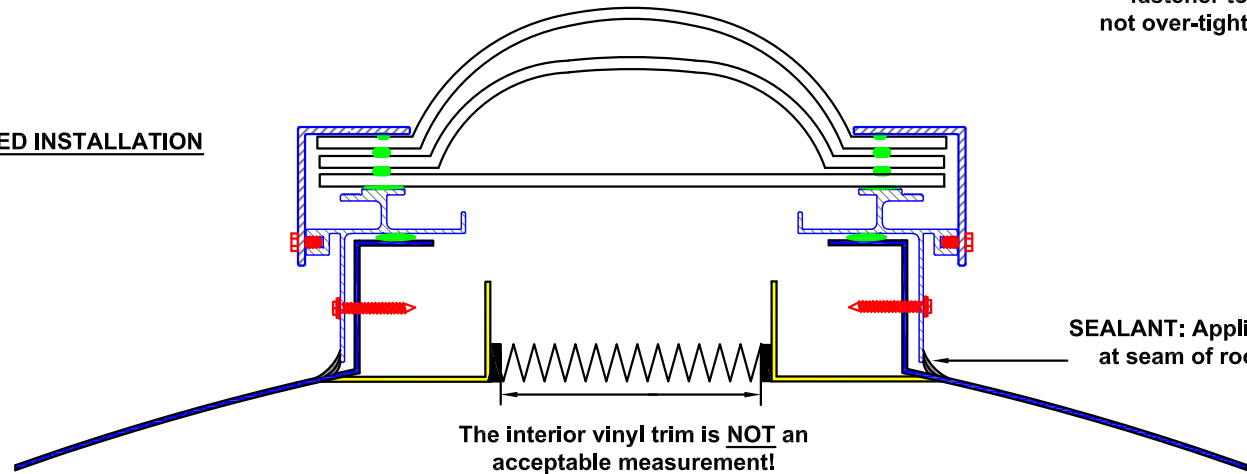
EXISTING AIRSTREAM ROOF



SEALANT: Applied to top of "roof flange" by installer and a minimum $\frac{1}{4}$ " bead is suggested. Maxim recommends a neutral cure sealant only.

FASTENERS:
#12 X minimum $\frac{3}{4}$ " stainless steel, installed in each pre-positioned hole by installer. It is only necessary to tighten the fastener to the frame - do not over-tighten or bend the frame

FINISHED INSTALLATION



SEALANT: Applied by installer at seam of roof and skylight

APPROVAL SIGNATURE & DATE



1630 Terre Colony Court Dallas, Texas 75214
P: 888.222.4898 P: 214.905.2021 F: 214.905.2024